

*Coventry High School*  
**ASPEN Student Portal**

Click on the Aspen link on the district website - [www.coventryschools.net](http://www.coventryschools.net)

The image shows a login form for the Coventry School District ASPEN Student Portal. The form is contained within a rounded rectangular box with a grey background. At the top of the box, the text "Coventry School District" is centered. Below this, there are two input fields: "Login ID" and "Password". The "Login ID" field is currently highlighted with a blue border. To the right of the "Password" field, there is a blue link that says "I forgot my password". At the bottom left of the form, there is a button labeled "Log On".

Enter your login name and password provided to you by your advisor.

**IMPORTANT**

If you forget your password, click on "I forgot my password" and your password will be emailed to your school email address.

After you enter your user name and password, the system will prompt you to enter a security question/answer.

**Coventry School District**

## Security Preferences Update

To enable self serve password recovery, please provide the following information

<b>Primary email</b>	<input type="text" value="jerry.usg@coventry.k12.ri.us"/>
<b>Security question</b>	<input type="text"/>
<b>Security answer</b>	<input type="text"/>
<b>Confirm answer</b>	<input type="text"/>


This is the opening page of the Student Portal.

**Coventry School District 2014-2015**

[Redacted]

**Pages** | **My Info** | **Academics** | **Calendar** | **Quest**

**Tab 1** | **Tab 2**

 Home

**Page Directory**

### Announcements

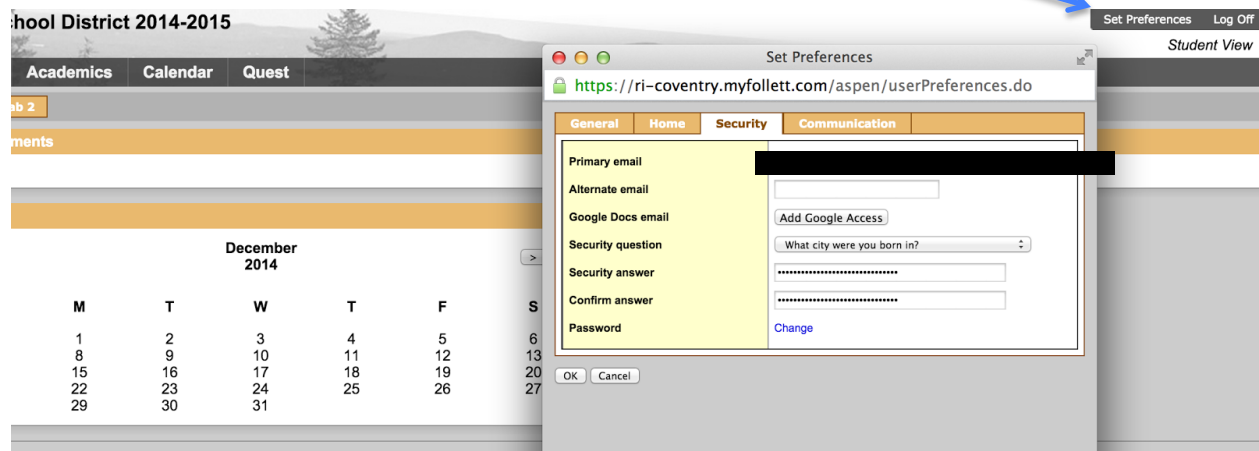
---

### Calendar

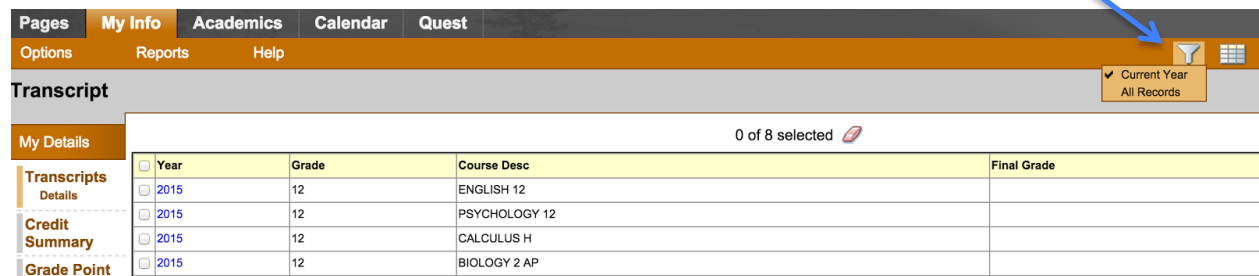
December 2014

S	M	T	W	T	F	S
	1	2	3	4	5	6
7	8	9	10	11	12	13
14	15	16	17	18	19	20
21	22	23	24	25	26	27
28	29	30	31			

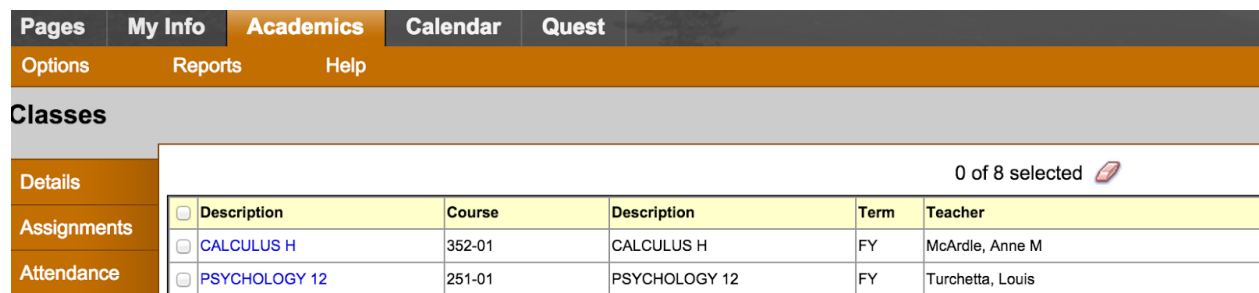
Once in the system, please change your password to something you will remember. Click on SET PREFERENCES in the top right corner. Select the Security tab and change your password. Do not share your password with anyone. If you forget your password, remember to click on the "I forgot My Password" link on the Aspen login screen.



Click on the My Info top tab and it will lead you to a variety of options. One option is your TRANSCRIPT. Once your final grades are posted, you will see them here. To see grades you received in previous years, click the filter icon and select **all records**.



The Academics top tab will allow you to see grades in your current classes. Click on assignments and you will see your assignment grades once your teacher has posted them and made them available to you.



The Calendar feature is a tool you can use to help keep yourself organized. Some of you may be using Google Calendar instead, which is great!

The QUEST top tab gives you access to the library databases. You can conduct searches for information from a variety of sources, including the school library. Your resources can be saved for you in your Aspen account.

The screenshot displays the QUEST search interface. At the top, there is a navigation bar with tabs for Pages, My Info, Academics, Calendar, and Quest (which is highlighted). Below this, there are links for Options, Reports, and Help. The main heading is "Search Websites". On the left side, there is a sidebar with a "Websites" section containing links for One Search™, Digital Resources, and Destiny™. The central area features a large "Quest" logo above a search input field and a "Search" button. Below the search area, there are four distinct boxes, each representing a different search resource:

- WebPath Express™**: Search educator approved websites
- One Search™**: Quickly locate and view district and web resources in a single search
- Digital Resources**: Discover resources both free and owned by your school district
- Destiny™**: Destiny resources owned by your school district

If you have any problems with your account, please send an email to [studentportal@coventryschools.net](mailto:studentportal@coventryschools.net)